

Hvernig tengja á matsblöð við marklýsinguna í ePortfolio Leiðbeiningar til kandídata

Inga Sif Ólafsdóttir
Kennslustjóri kandídata

Þú opnar ePortfolio og þá kemur þessi skjámynd

LANDSPÍTALI HEILSUGÆSLAN HEILBRIGDISSTOFNUN VESTURLANDS SAK

Profile Curriculum and PDP Forms Reflection Additional Achievements Messages Help

Summary Overview
Personal Details
Post / Supervisor Details
Declarations and Agreements
My Tickets To Complete
Download Portfolio
My Filled Forms
My Draft Forms
Courses and seminars
Absences
Export Data

Form Name	Create	Ticket
Clinical Supervisor's End of Placement Report	+ Create	Ticket
Educational Supervisor's End of Placement Report	+ Create	Ticket
Educational Supervisor's End of Year Report	+ Create	Ticket
Mid-year Review	+ Create	Ticket
Conditions of Joining a Foundation Training Programme for Foundation	+ Create	Ticket

+ Create Form

Current Post

32 of 77 days remaining

Grade: Kand
Dates: 10/12/2018 - 24/02/2019
Location: LSH - Landspítali
Duration: 3 months
Status: Full Time

1. Þá er smeltt á
Profile

2. Þá opnast
fellilisti. Velja þar
Summary Overview

Þannig fæst yfirlit
yfir öll þau mats-
blöð sem þú
hefur gert.

Þá er skrollað niður og það matsblað opnað sem á að tengja við marklýsinguna

The screenshot shows a web application interface with a navigation bar at the top containing: Profile, Curriculum and PDP, Forms, Reflection, Additional Achievements, Messages, and Help. Below the navigation bar is a list of assessment forms:

- ARCP Supporting evidence form (+ Create)
- Placement Supervision Group Feedback Summary (+ Create)
- Team Assessment Behaviour (TAB) (6 Submissions, + Create)
- Self TAB (1 Submission, + Create)
- Summary TAB (+ Create)
- Core Procedures (+ Create)
- Direct Observation Of Procedural Skills (DOPS) (2 Submissions, + Create)
- Mini-clinical evaluation exercise (mini-CEX) (1 Submission, + Create)
- Case Based Discussion (CBD) (+ Create)
- Developing the Clinical Teacher (+ Create)

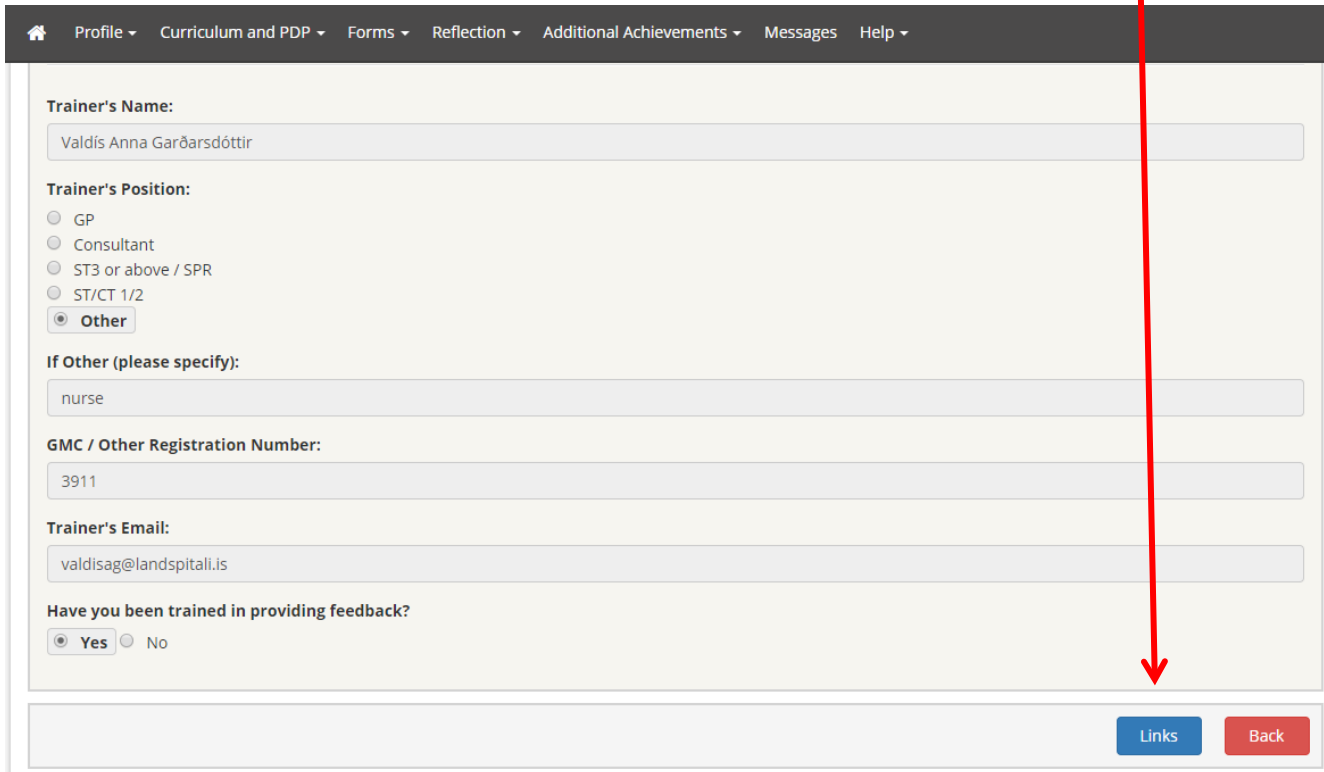
Below the list are buttons for 'Ticket Request' and 'Add New SLE', and a dropdown menu for 'Select Year or Post: -- Select All --'. The bottom section shows a table of submissions:

SLE	View Submissions
Kand - LSH - Landspítali - Icelandic Foundation Programme (15 Oct 2018 to 09 Dec 2018)	
Direct Observation Of Procedural Skills (DOPS)	06 Nov 2018 (uppsetning á bláæðalegg) (Valdís Anna Garðarsdóttir) View Link
	06 Nov 2018 (Bláæðastunga) (Íris Gísladóttir) View Link
Mini-clinical evaluation exercise (mini-CEX)	02 Nov 2018 (Saga/skoðun hjá sjúklingi með brjóstverk) (Sigurdur Jon Juliusson) View Link

Ef velja á DOPS þá er smelt á þau eyðublöð.

Þá opnast næsta síða með þessum matsblöðum. Þá má smella á View til að skoða hvað rétt er að tengja við. Sjá View hnappinn.

Þá er skrollað neðst í matsblaðið og smelt á Links



The image shows a screenshot of a web form with a dark navigation bar at the top containing links for Profile, Curriculum and PDP, Forms, Reflection, Additional Achievements, Messages, and Help. The main form area is light-colored and contains several sections: 'Trainer's Name' with a text input field containing 'Valdis Anna Garðarsdóttir'; 'Trainer's Position' with radio buttons for GP, Consultant, ST3 or above / SPR, ST/CT 1/2, and 'Other' (which is selected); 'If Other (please specify):' with a text input field containing 'nurse'; 'GMC / Other Registration Number:' with a text input field containing '3911'; 'Trainer's Email:' with a text input field containing 'valdisag@landspitali.is'; and 'Have you been trained in providing feedback?' with radio buttons for 'Yes' (selected) and 'No'. At the bottom right of the form, there are two buttons: a blue 'Links' button and a red 'Back' button. A red arrow points from the top of the page down to the 'Links' button.

Profile ▾ Curriculum and PDP ▾ Forms ▾ Reflection ▾ Additional Achievements ▾ Messages Help ▾

Trainer's Name:
Valdis Anna Garðarsdóttir

Trainer's Position:

GP
 Consultant
 ST3 or above / SPR
 ST/CT 1/2
 Other

If Other (please specify):
nurse

GMC / Other Registration Number:
3911

Trainer's Email:
valdisag@landspitali.is

Have you been trained in providing feedback?
 Yes No

Links Back

Þá opnast fellilisti

Associate your form

There are no existing links for this item yet.

Add New Link

Link to:

-- Select --

-- Select --

Form

Curriculum Item

File In The Personal Library

Comment

Signature

Þegar tengja á við
marklýsinguna er
valið

Curriculum Item

Athugið að velja aðeins 4 - 6 atriði úr marklýsingunni

Associate your form ×

There are no existing links for this item yet.

Add New Link

Link to: Curriculum Item

Select a Curriculum: Iceland Training Programme (FP Curriculum 2012 (updated for August 2015))

Competencies

1 Professionalism	
<input type="checkbox"/> 1 Professionalism	
<input type="checkbox"/> 1.1 Behaviour in the workplace	View
<input type="checkbox"/> 1.2 Time management	View
<input type="checkbox"/> 1.3 Continuity of Care	View
<input type="checkbox"/> 1.4 Team-working	View
<input type="checkbox"/> 1.5 Leadership	View
2 Relationship and communication with patients	
<input type="checkbox"/> 2 Relationship and communication with patients	

ATH.

Ekki velja yfirkafla eins og

1. Professionalism

Veljið undirkaflann sem á best við

t.d. 1.4 Team-working

Hér hefur verið linkað við örugga notkun á lækningatækjum

Associate your form ×

<input type="checkbox"/> 6.2 Evidence, guidelines, care protocols and research	View
7 Good clinical care	
<input type="checkbox"/> 7 Good clinical care	
<input type="checkbox"/> 7.1 Makes patient safety a priority in clinical practice	View
<input type="checkbox"/> 7.2 Ensures correct patient identification	View
<input type="checkbox"/> 7.3 History and examination	View
<input type="checkbox"/> 7.4 Diagnosis and clinical decision making	View
<input type="checkbox"/> 7.5 Undertakes regular patient review	View
<input type="checkbox"/> 7.6 Safe prescribing	View
<input checked="" type="checkbox"/> 7.7 Safe use of medical devices	View
<input type="checkbox"/> 7.8 Infection control and hygiene	View
<input type="checkbox"/> 7.9 Medical record-keeping and correspondence	View
<input type="checkbox"/> 7.10 Interface with different specialties and with other professionals	View
8 Recognition and management of the acutely ill patient	
<input type="checkbox"/> 8 Recognition and management of the acutely ill patient	
<input type="checkbox"/> 8.1 Promptly assesses the acutely ill, collapsed or unconscious patient	View

Þá birtast þau atriði í marklýsingunni sem þú hefur tengt við matsblaðið

GMC / Other Registration Number:
3911


Trainer's Email:
valdisag@landspitali.is

Have you been trained in providing feedback?
 Yes No

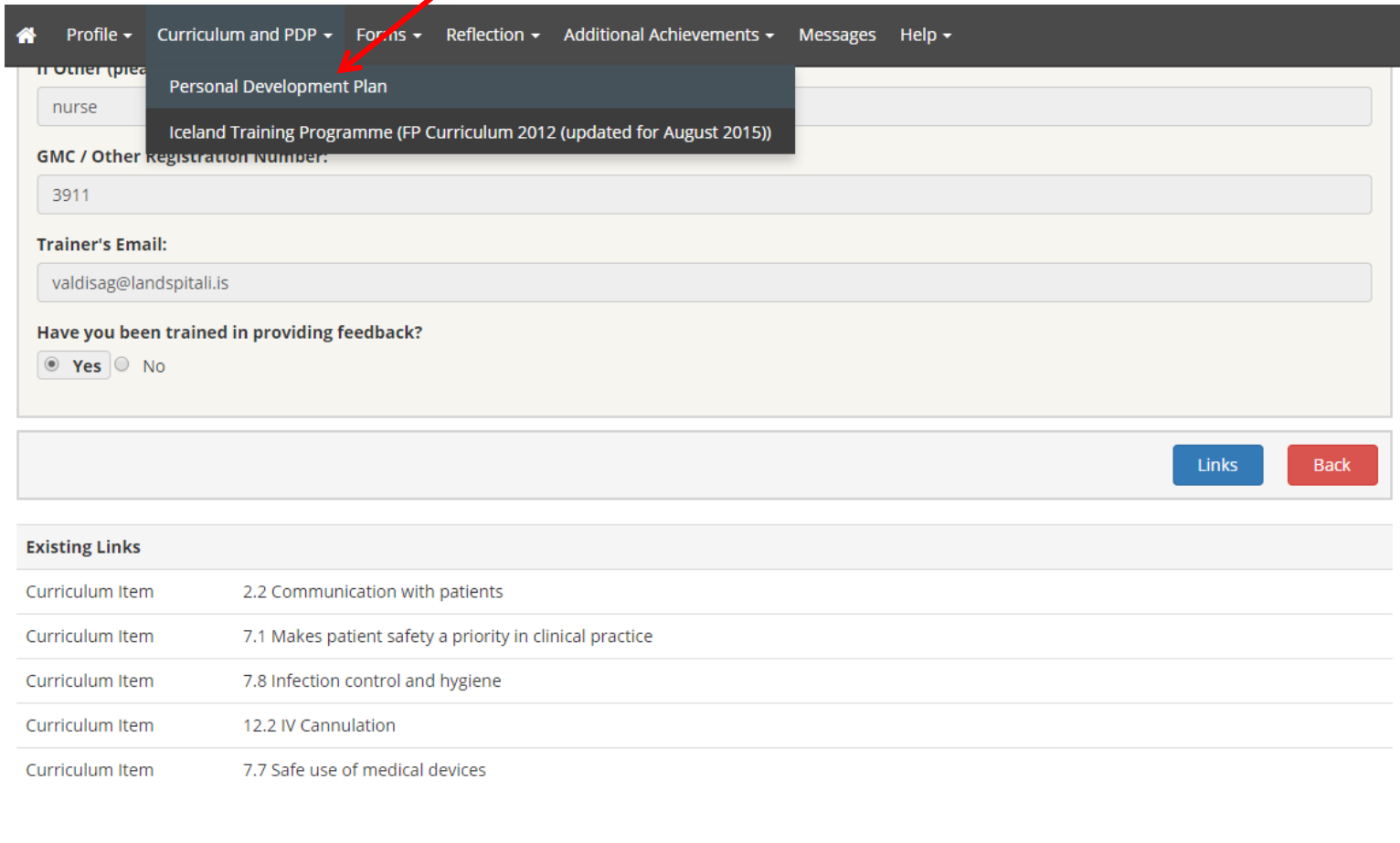
[Links](#) [Back](#)

Existing Links

Curriculum Item	2.2 Communication with patients
Curriculum Item	7.1 Makes patient safety a priority in clinical practice
Curriculum Item	7.8 Infection control and hygiene
Curriculum Item	12.2 IV Cannulation
Curriculum Item	7.7 Safe use of medical devices



Til að skoða hversu mikið þú hefur tengt við marklýsinguna þá smellir þú á Curriculum and PDP



The screenshot shows a web application interface with a dark navigation bar at the top. The navigation bar contains several menu items: Profile, Curriculum and PDP, Forums, Reflection, Additional Achievements, Messages, and Help. A red arrow points to the 'Curriculum and PDP' menu item, which has a dropdown menu open. The dropdown menu contains two options: 'Personal Development Plan' and 'Iceland Training Programme (FP Curriculum 2012 (updated for August 2015))'. Below the navigation bar, there is a form with several input fields and a radio button. The form includes a text input field for 'nurse', a text input field for 'GMC / Other registration number:' containing '3911', a text input field for 'Trainer's Email:' containing 'valdisag@landspitali.is', and a radio button group for 'Have you been trained in providing feedback?' with 'Yes' selected. At the bottom right of the form, there are two buttons: 'Links' and 'Back'. Below the form, there is a section titled 'Existing Links' which contains a table with five rows of curriculum items.

Existing Links	
Curriculum Item	2.2 Communication with patients
Curriculum Item	7.1 Makes patient safety a priority in clinical practice
Curriculum Item	7.8 Infection control and hygiene
Curriculum Item	12.2 IV Cannulation
Curriculum Item	7.7 Safe use of medical devices

Þá opnast yfirlitsmynd. Markmiðið að hafa tengt matsblöðin við alla kafla í marklýsingunni og við sem allra flesta undirkafla

1 Professionalism	0 links	0 (0/6)	0 (0/6)	
2 Relationship and communication with patients	3 links	0 (0/6)	0 (0/6)	
3 Safety and clinical governance	1 links	0 (0/3)	0 (0/3)	
4 Ethical and legal issues	0 links	0 (0/4)	0 (0/4)	
5 Teaching and training	0 links	0 (0/1)	0 (0/1)	
6 Maintaining good medical practice	0 links	0 (0/3)	0 (0/3)	
7 Good clinical care	5 links	0 (0/11)	0 (0/11)	
8 Recognition and management of the acutely ill patient	0 links	0 (0/7)	0 (0/7)	
9 Resuscitation and end of life care	0 links	0 (0/3)	0 (0/3)	
10 Patients with long-term conditions	0 links	0 (0/6)	0 (0/6)	
11 Investigations	0 links	0 (0/1)	0 (0/1)	
12 Procedures	2 links	0 (0/16)	0 (0/16)	